



THIRUVALLUVAR UNIVERSITY
SERKKADU, VELLORE – 632 115

INTERNAL QUALITY ASSESSMENT CELL (IQAC)

FEEDBACK ANALYSIS REPORT

FEEDBACK FROM STUDENTS FORM – II(A):

We are collecting feedback from our students personally. We have designed a special feedback form on curriculum development. We are also collecting feedback from students on , Faculty performance and subject review. We started collecting curriculum feedback from Academic Year 2014-2015. The year-wise analysis of student’s feedback on the curriculum is presented below:

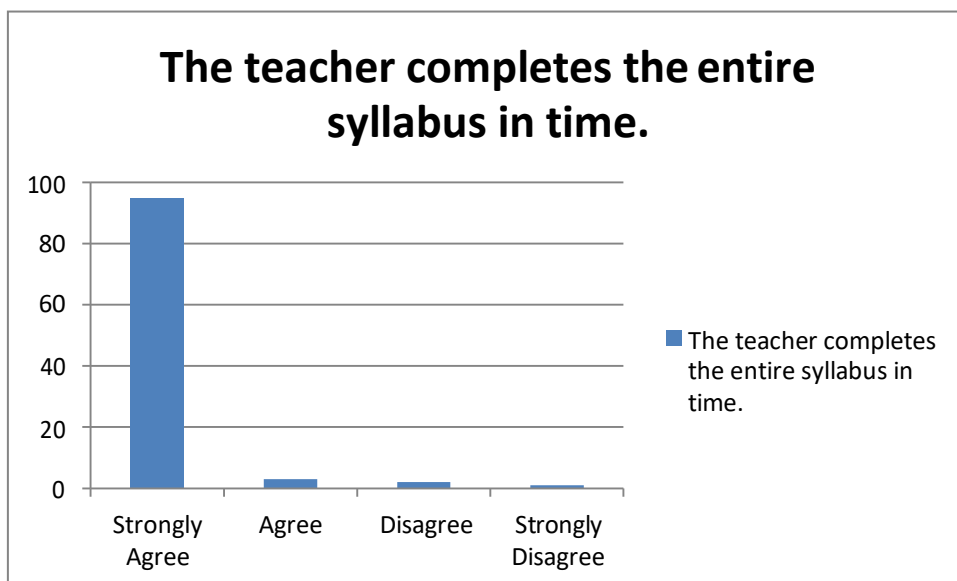
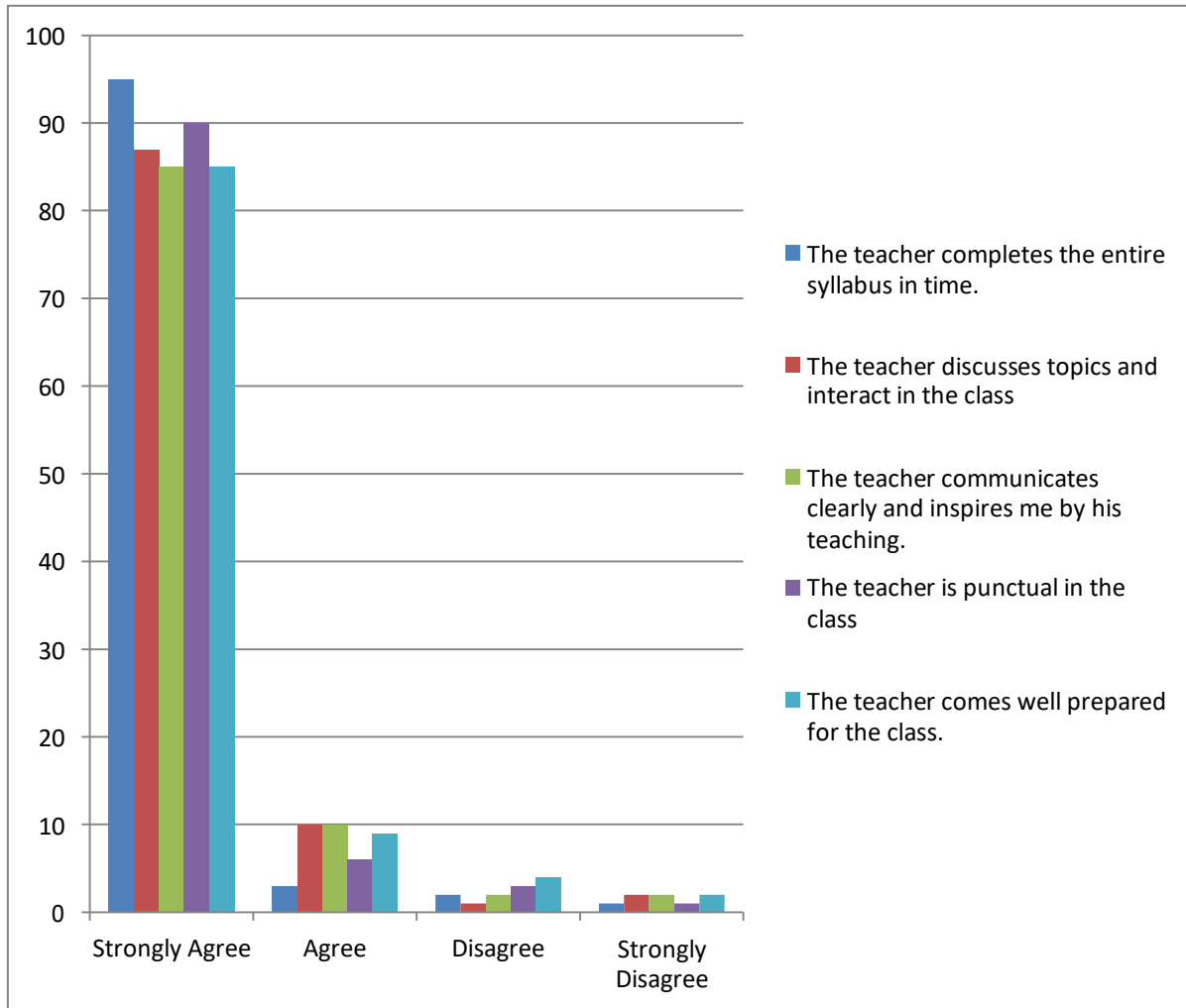
Analysis of feedback:

[1- Strongly Disagree, 2- Disagree, 3- neither agree nor disagree, 4- agree, 5 – strongly agree]

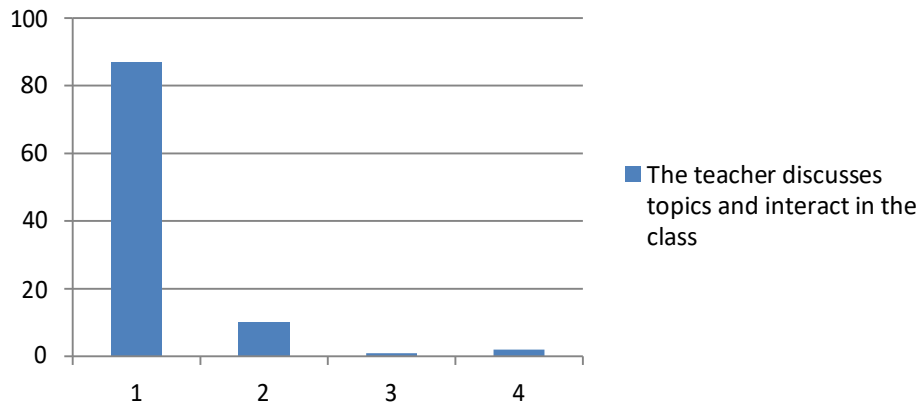
<u>Academic year</u>	<u>Parameters</u>	<u>1</u>	<u>2</u>	<u>3</u>	<u>4</u>	<u>5</u>
2014 -2015	1. The teacher completes the entire syllabus in time.	1%	2%	---	3%	95%
	2. The teacher discusses topics and interact in the class	2%	1%	1%	10%	87%
	3. The teacher communicates clearly and inspires me by his teaching.	1%	2%	--	10%	85%
	4. The teacher is punctual in the class.	1%	3%	--	6%	90%
	5. The teacher comes well prepared for the class.	2%	4%		9%	85%
	6. The teacher encourages participation and discussion in class.	3%	7%	---	10%	80%
	7. The teacher uses modern teaching aids, handouts, suitable references, power point presentation, web-resources, etc.	--	1%	--	2%	97%
	8. The teacher's attitude towards the students is friendly & helpful.	1%	1%		3%	95%
	9. The teacher is available and accessible in the Department	1%	2%		2%	95%
	10. The evaluation process is fair and unbiased.	----	---	--	2%	98%
	11. Regular and timely feedback is given on our performance	---	1%	---	1%	98%
	12. Periodical assessments are conducted as per schedule.	----	1%	---	2%	97%
	13. I have learnt and understood the subject materials in this course.	1%	2%	--	7%	90%

Ernest David
PROF. DR. ERNEST DAVID, Ph.D.,
DIRECTOR IQAC
THIRUVALLUVAR UNIVERSITY,

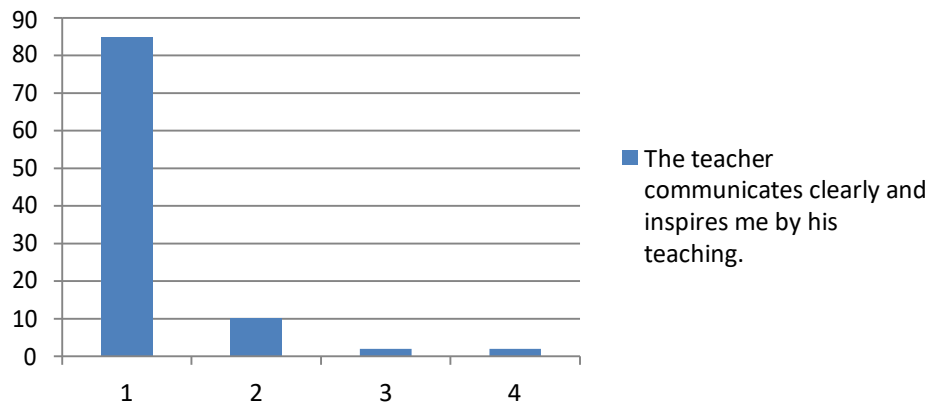
Graph showing feedback of First year students for the curriculum



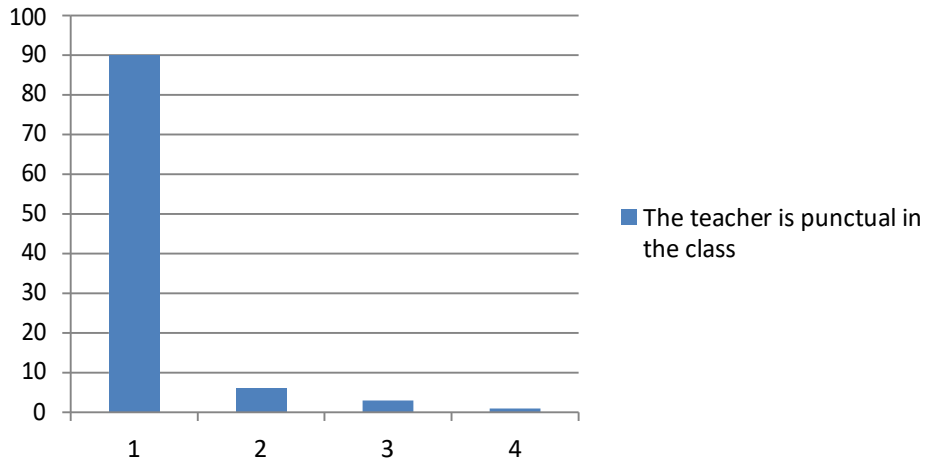
The teacher discusses topics and interact in the class



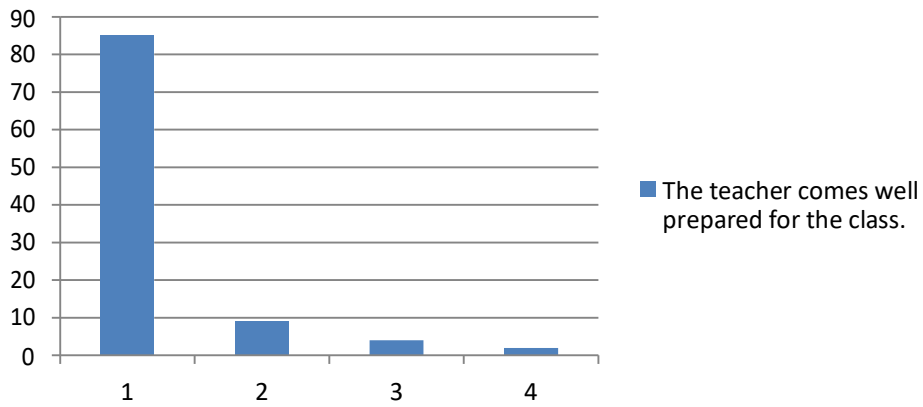
The teacher communicates clearly and inspires me by his teaching.



The teacher is punctual in the class



The teacher comes well prepared for the class.





THIRUVALLUVAR UNIVERSITY
SERKKADU, VELLORE – 632 115

INTERNAL QUALITY ASSESSMENT CELL (IQAC)

FEEDBACK ANALYSIS REPORT

FEEDBACK FROM STUDENTS FORM – II(A):

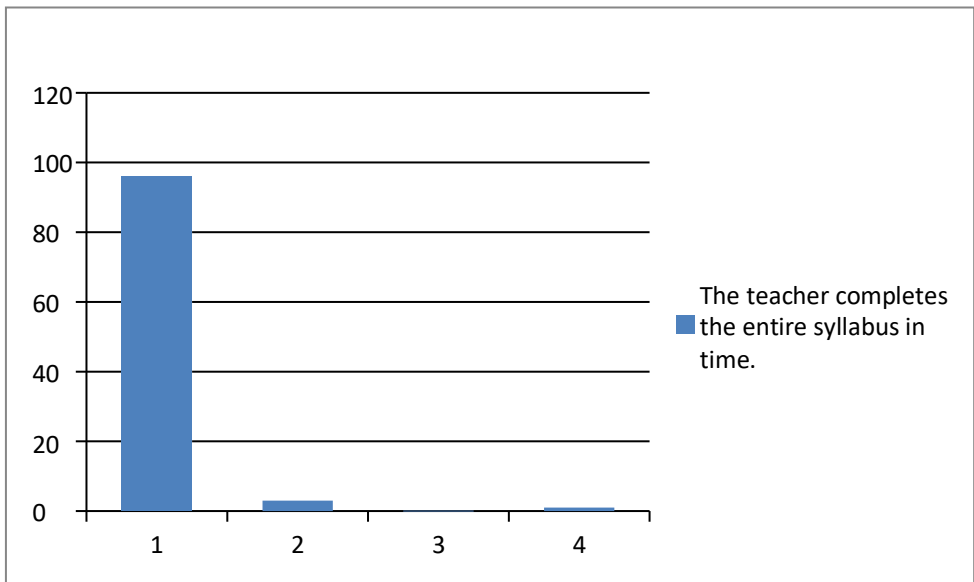
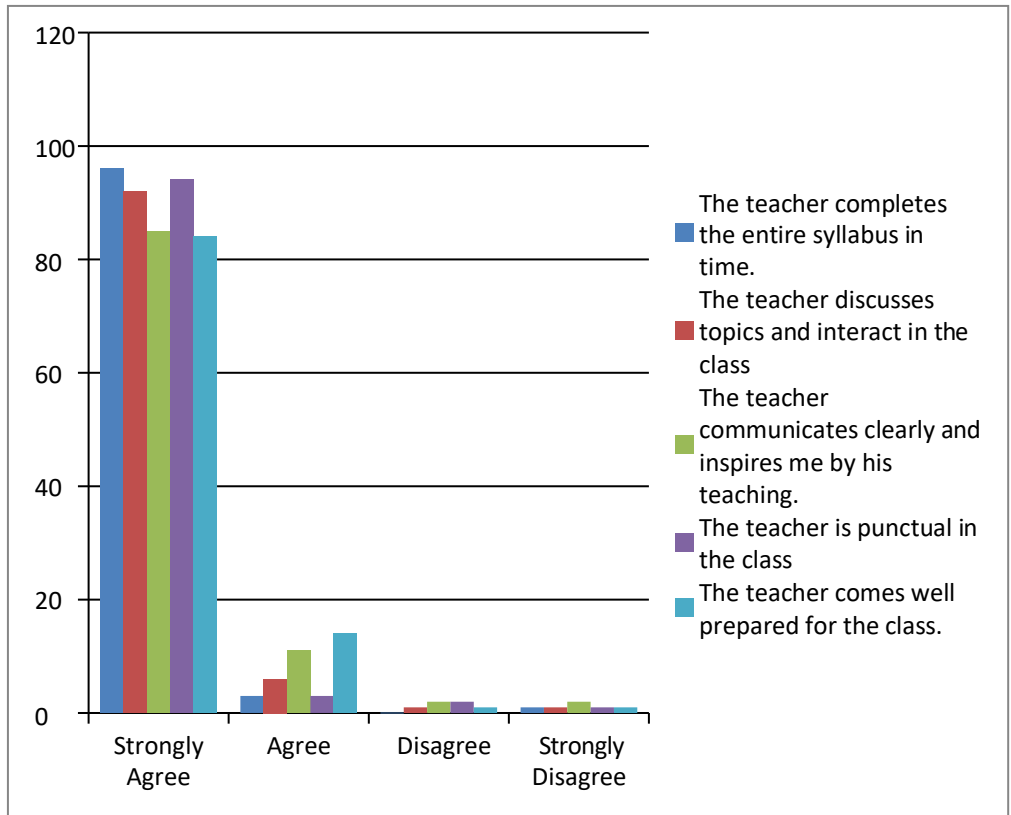
We are collecting feedback from our students personally. We have designed a special feedback form on curriculum development. We are also collecting feedback from students on, Faculty performance and subject review. We started collecting curriculum feedback from Academic Year 2015-2016. The year-wise analysis of student's feedback on the curriculum is presented below:

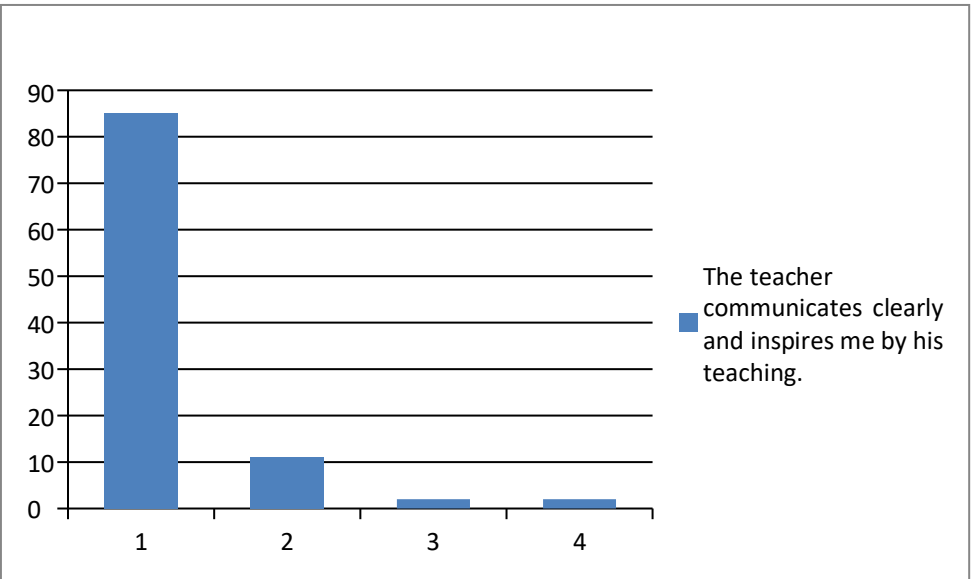
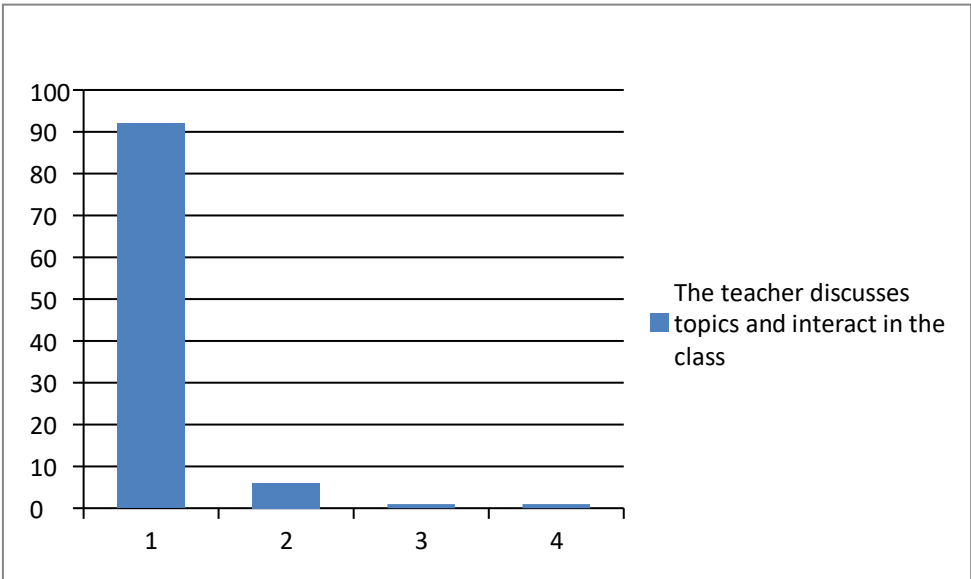
Analysis of feedback:

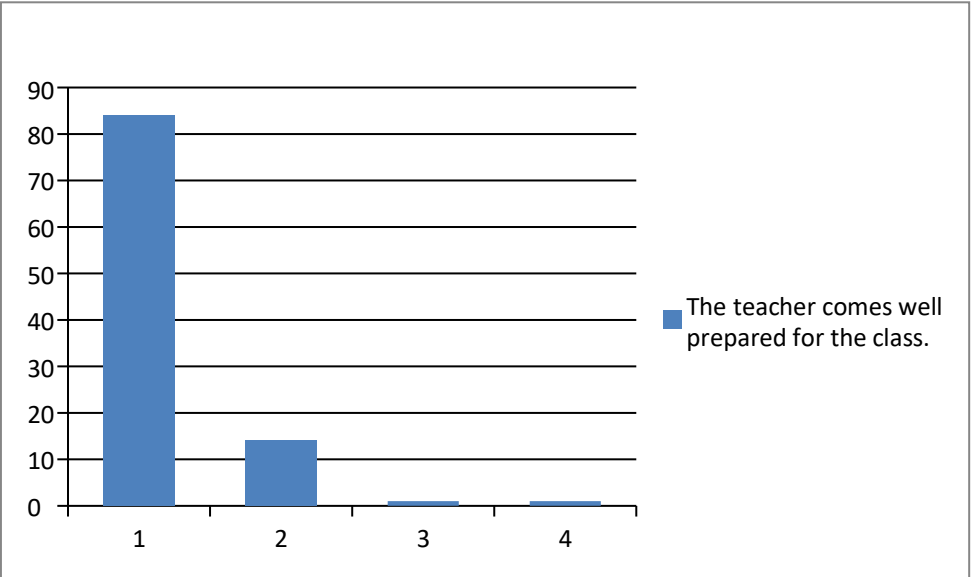
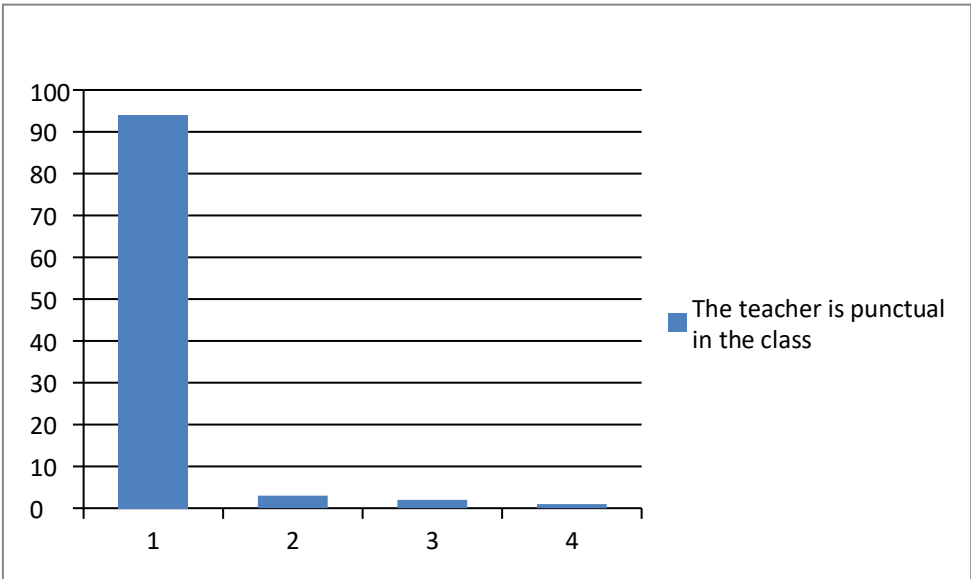
[1- Strongly Disagree, 2- Disagree, 3- neither agree nor disagree, 4- agree, 5 – strongly agree]

<u>Academic year</u>	<u>Parameters</u>	<u>1</u>	<u>2</u>	<u>3</u>	<u>4</u>	<u>5</u>
2015-2016	1. The teacher completes the entire syllabus in time.	1%	--	---	3%	96%
	2. The teacher discusses topics and interact in the class	1%	1%	--	6%	92%
	3. The teacher communicates clearly and inspires me by his teaching.	2%	2%	--	11%	85%
	4. The teacher is punctual in the class.	1%	2%	--	3%	94%
	5. The teacher comes well prepared for the class.	1%	1%		14%	84%
	6. The teacher encourages participation and discussion in class.	3%	5%	---	10%	82%
	7. The teacher uses modern teaching aids, handouts, suitable references, power point presentation, web- resources, etc.	1%	1%	--	3%	95%
	8. The teacher's attitude towards the students is friendly & helpful.	1%	4%		11%	84%
	9. The teacher is available and accessible in the Department	2%	3%		12%	83%
	10. The evaluation process is fair and unbiased.	1%	1%	--	6%	92%
	11. Regular and timely feedback is given on our performance	2%	2%	---	12%	84%
	12. Periodical assessments are conducted as per schedule.	1%	2%	---	17%	80%
	13. I have learnt and understood the subject materials in this course.	1%	1%	--	13%	85%

Ernest David
PROF. DR. ERNEST DAVID, Ph.D.,
DIRECTOR IQAC
THIRUVALLUVAR UNIVERSITY,









THIRUVALLUVAR UNIVERSITY
SERKKADU, VELLORE – 632 115

INTERNAL QUALITY ASSESSMENT CELL (IQAC)

FEEDBACK ANALYSIS REPORT

FEEDBACK FROM STUDENTS FORM – II(A):

We are collecting feedback from our students personally. We have designed a special feedback form on curriculum development. We are also collecting feedback from students on, Faculty performance and subject review. We started collecting curriculum feedback from Academic Year 2016-2017. The year-wise analysis of student's feedback on the curriculum is presented below:

Analysis of feedback:

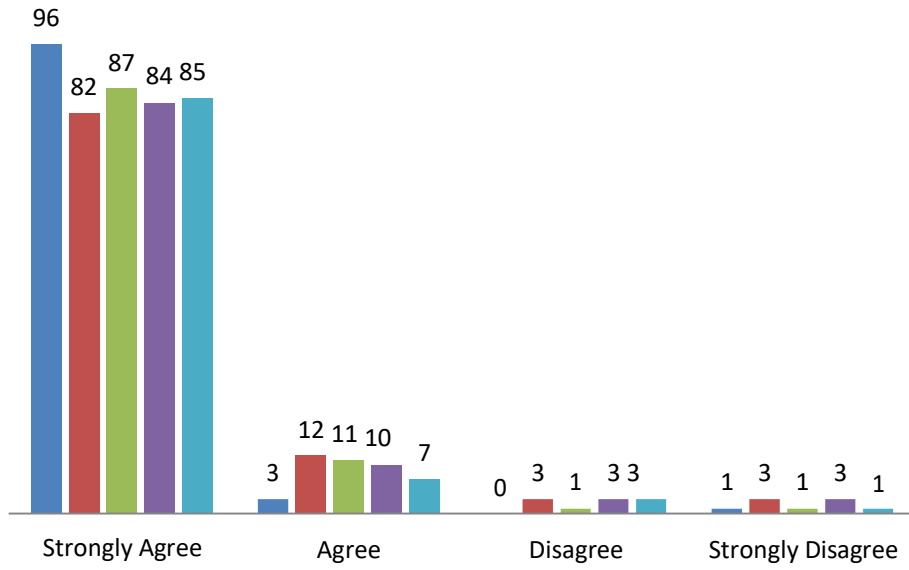
[1- Strongly Disagree, 2- Disagree, 3- neither agree nor disagree, 4- agree, 5 – strongly agree]

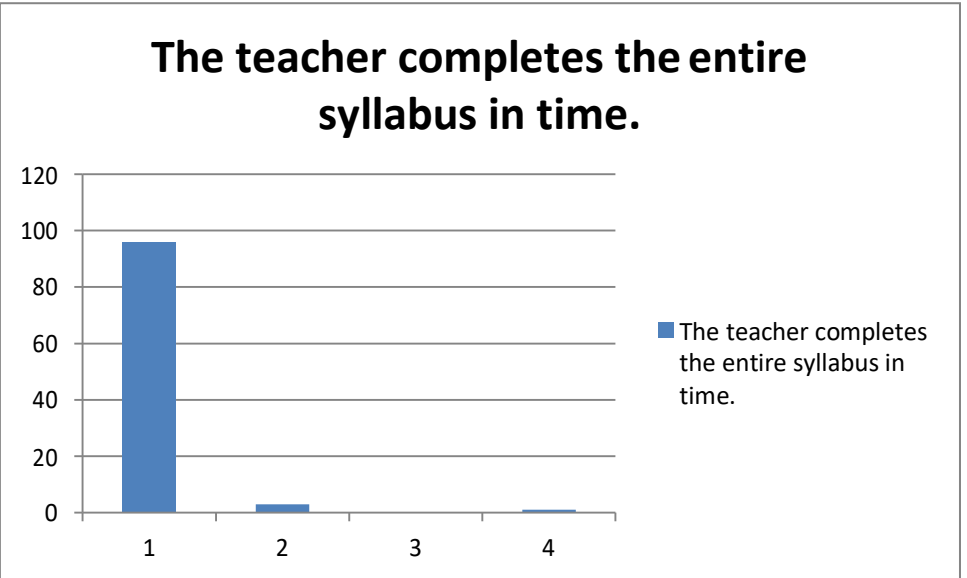
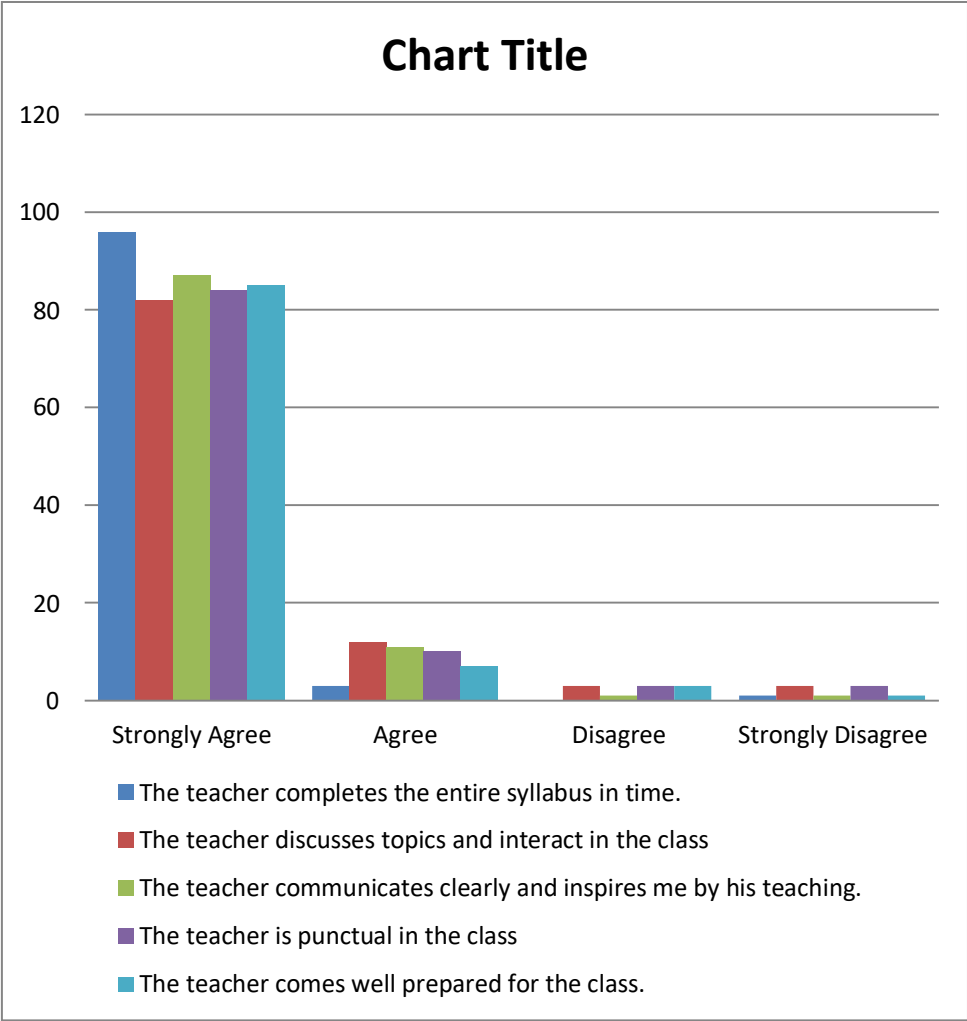
<u>Academic year</u>	<u>Parameters</u>	1	2	3	4	5
2016-2017	1. The teacher completes the entire syllabus in time.	1%	--	---	3%	96%
	2. The teacher discusses topics and interact in the class	3%	3%	--	12%	82%
	3. The teacher communicates clearly and inspires me by his teaching.	1%	1%	--	11%	87%
	4. The teacher is punctual in the class.	3%	4%	--	10%	84%
	5. The teacher comes well prepared for the class.	1%	3%		7%	89%
	6. The teacher encourages participation and discussion in class.	2%	4%	---	2%	92%
	7. The teacher uses modern teaching aids, handouts, suitable references, power point presentation, web-resources, etc.	1%	1%	--	13%	85%
	8. The teacher's attitude towards the students is friendly & helpful.	2%	2%		2%	94%
	9. The teacher is available and accessible in the Department	2%	2%		2%	93%
	10. The evaluation process is fair and unbiased.	----	---	--	2%	98%
	11. Regular and timely feedback is given on our performance	2%	2%	---	2%	93%
	12. Periodical assessments are conducted as per schedule.	1%	2%	---	7%	90%
	13. I have learnt and understood the subject materials in this course.	3%	5%	--	4%	88%


PROF. DR. ERNEST DAVID, Ph.D.,
DIRECTOR IQAC
THIRUVALLUVAR UNIVERSITY

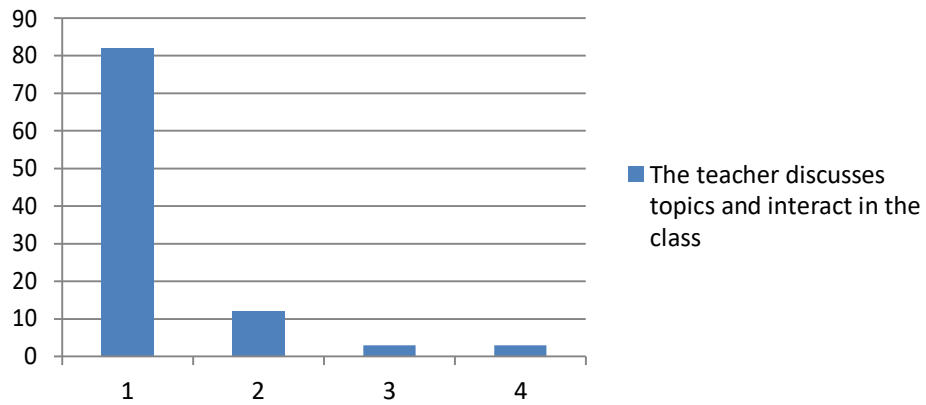
Chart Title

- The teacher completes the entire syllabus in time.
- The teacher discusses topics and interact in the class
- The teacher communicates clearly and inspires me by his teaching.
- The teacher is punctual in the class
- The teacher comes well prepared for the class.

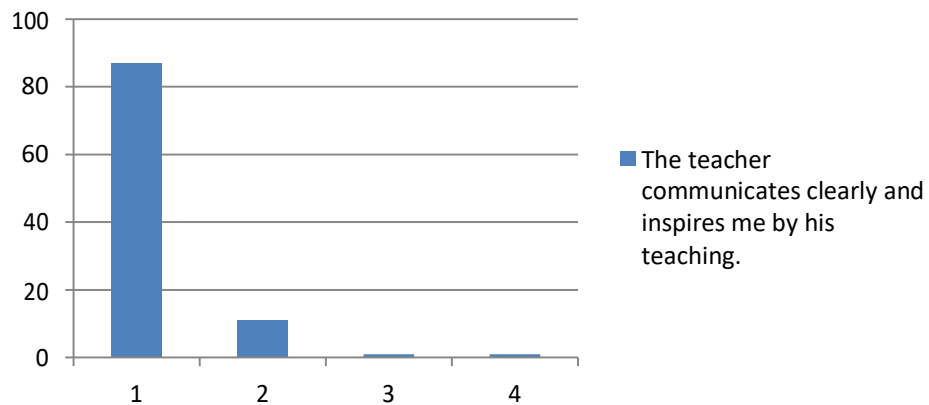




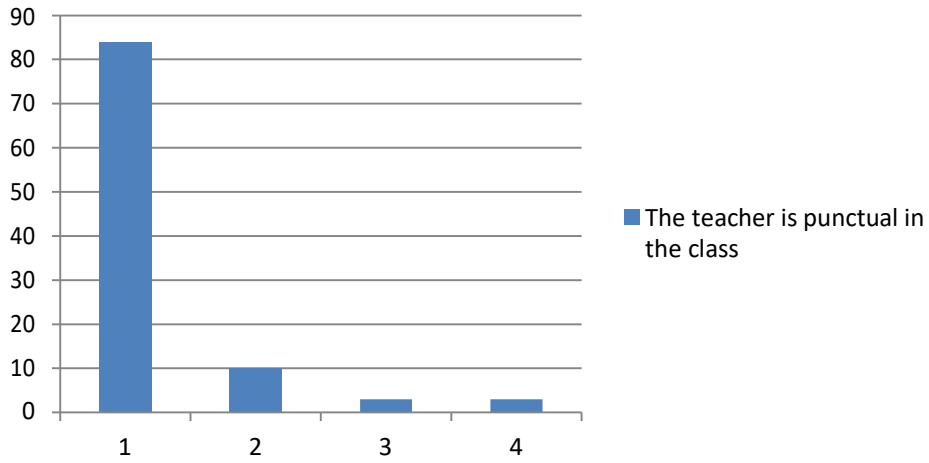
The teacher discusses topics and interact in the class



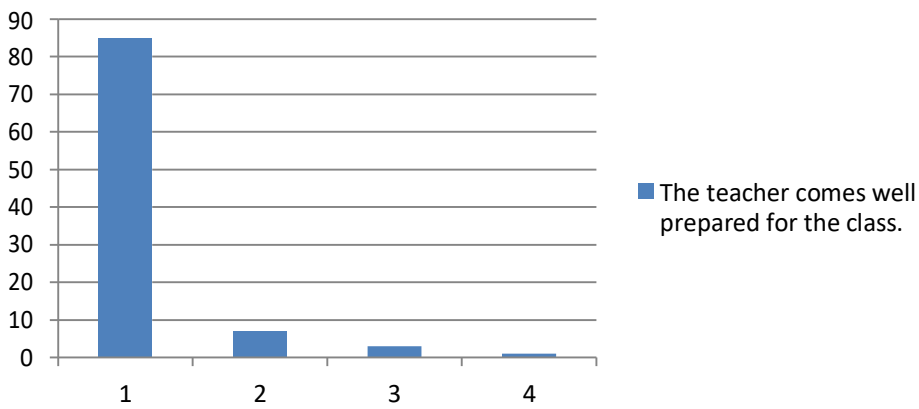
The teacher communicates clearly and inspires me by his teaching.



The teacher is punctual in the class



The teacher comes well prepared for the class.





THIRUVALLUVAR UNIVERSITY
SERKKADU, VELLORE – 632 115

INTERNAL QUALITY ASSESSMENT CELL (IQAC)

FEEDBACK ANALYSIS REPORT

FEEDBACK FROM STUDENTS FORM – II(A):

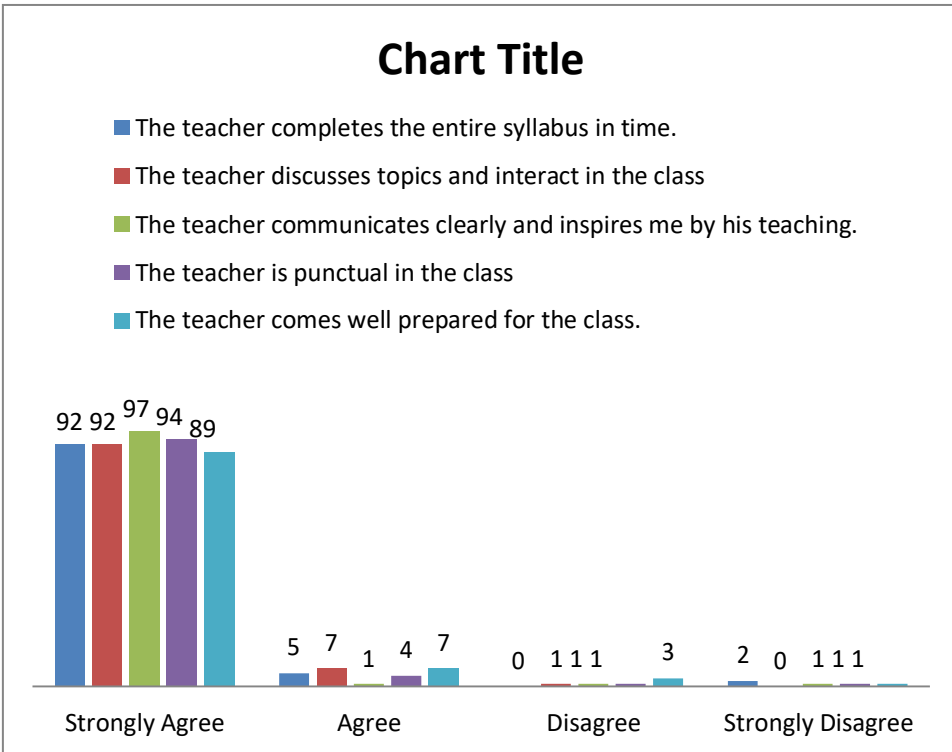
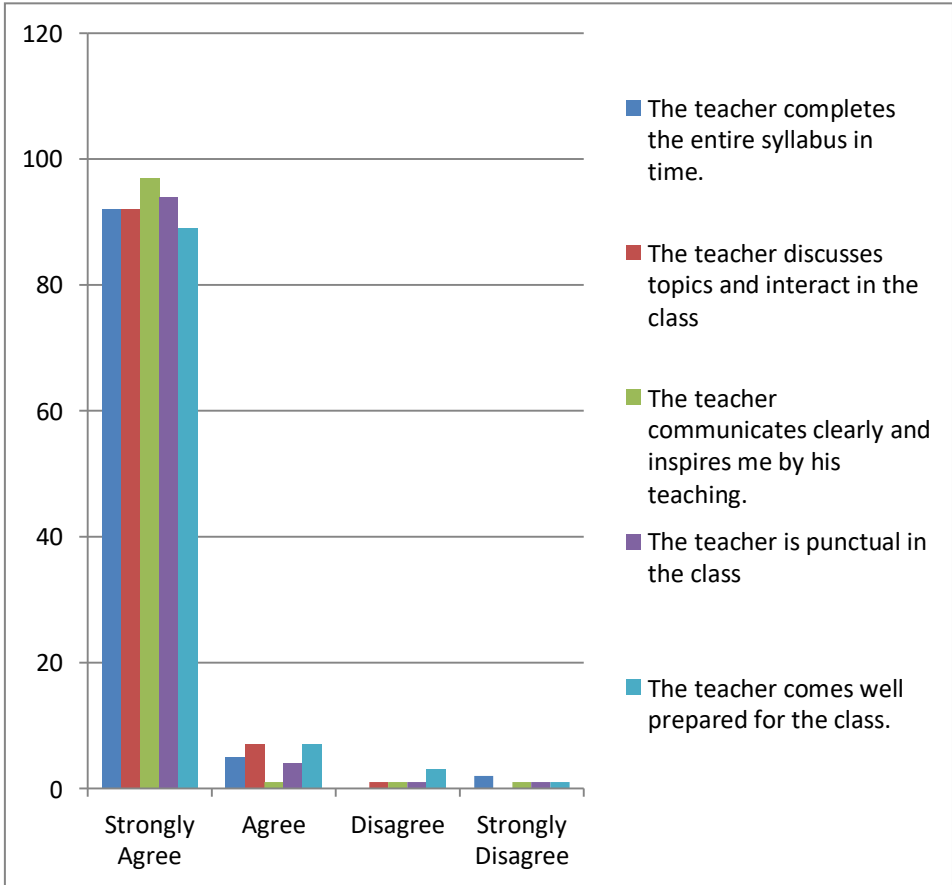
We are collecting feedback from our students personally. We have designed a special feedback form on curriculum development. We are also collecting feedback from students on, Faculty performance and subject review. We started collecting curriculum feedback from Academic Year 2017-2018. The year-wise analysis of student's feedback on the curriculum is presented below:

Analysis of feedback:

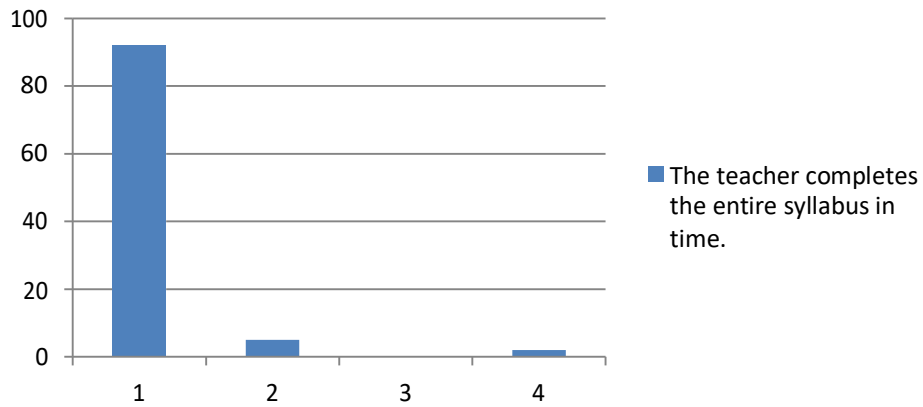
[1- Strongly Disagree, 2- Disagree, 3- neither agree nor disagree, 4- agree, 5 – strongly agree]

<u>Academic year</u>	<u>Parameters</u>	<u>1</u>	<u>2</u>	<u>3</u>	<u>4</u>	<u>5</u>
2017-2018	1. The teacher completes the entire syllabus in time.	2%	--	---	5%	92%
	2. The teacher discusses topics and interact in the class	---	1%	--	7%	92%
	3. The teacher communicates clearly and inspires me by his teaching.	1%	1%	--	1%	97%
	4. The teacher is punctual in the class.	1%	1%	--	4%	94%
	5. The teacher comes well prepared for the class.	1%	3%		7%	89%
	6. The teacher encourages participation and discussion in class.	3%	5%	---	10%	82%
	7. The teacher uses modern teaching aids, handouts, suitable references, power point presentation, web-resources, etc.	1%	1%	--	3%	95%
	8. The teacher's attitude towards the students is friendly & helpful.	2%	2%		12%	84%
	9. The teacher is available and accessible in the Department	2%	3%		12%	83%
	10. The evaluation process is fair and unbiased.	----	---	--	12%	88%
	11. Regular and timely feedback is given on our performance	2%	2%	---	8%	88%
	12. Periodical assessments are conducted as per schedule.	1%	2%	---	17%	80%
	13. I have learnt and understood the subject materials in this course.	3%	3%	--	14%	80%

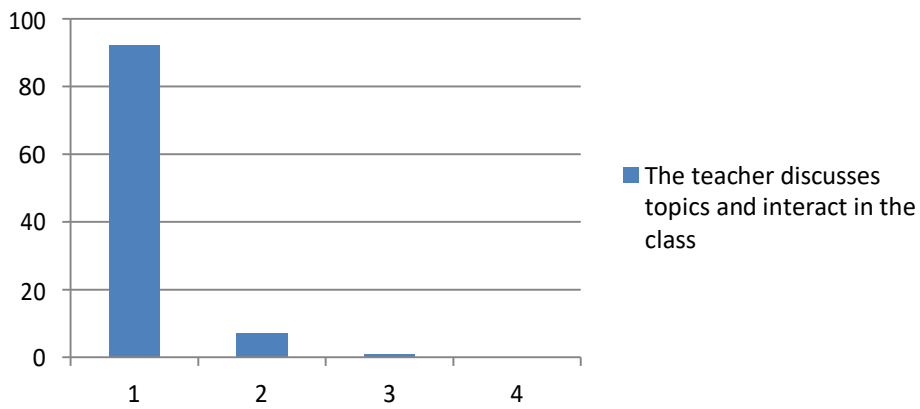

DR. ERNEST DAVID, Ph.D.,
DIRECTOR IQAC
THIRUVALLUVAR UNIVERSITY,



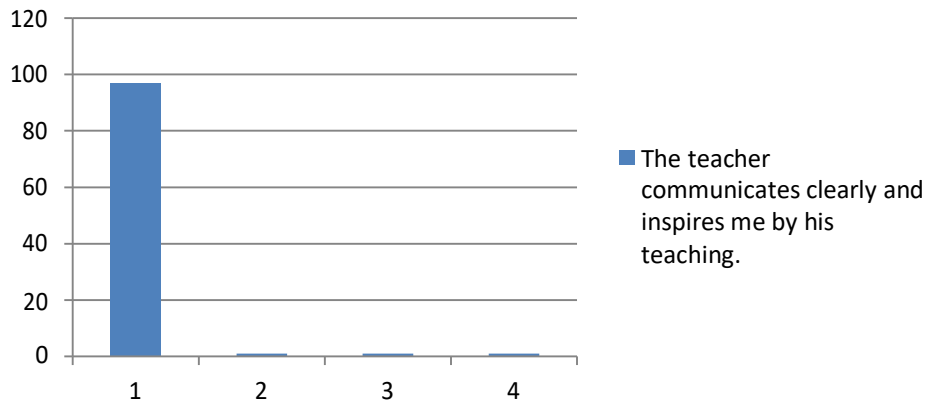
The teacher completes the entire syllabus in time.



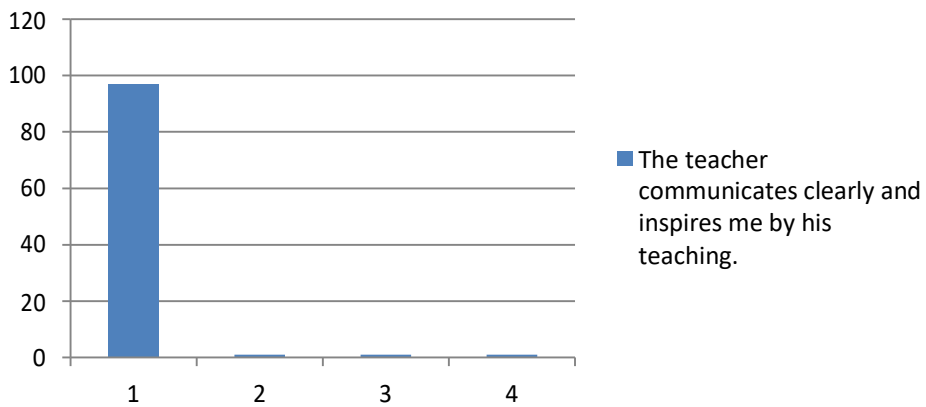
The teacher discusses topics and interact in the class



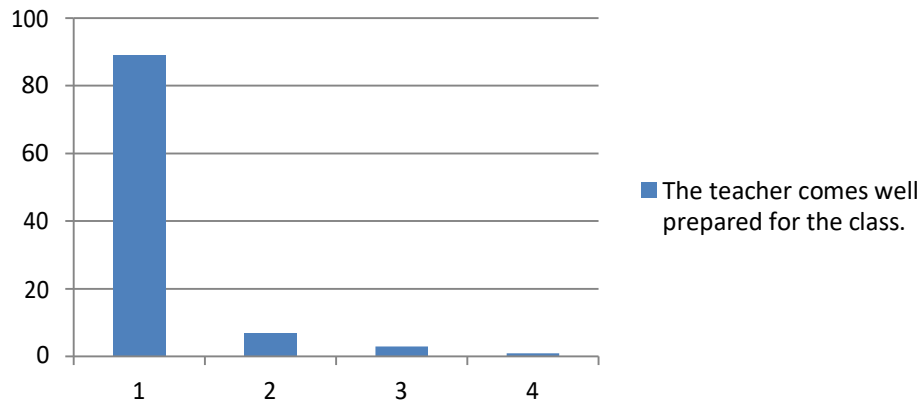
The teacher communicates clearly and inspires me by his teaching.



The teacher communicates clearly and inspires me by his teaching.



The teacher comes well prepared for the class.





THIRUVALLUVAR UNIVERSITY
SERKKADU, VELLORE – 632 115

INTERNAL QUALITY ASSESSMENT CELL (IQAC)

FEEDBACK ANALYSIS REPORT

FEEDBACK FROM STUDENTS FORM – II(A):

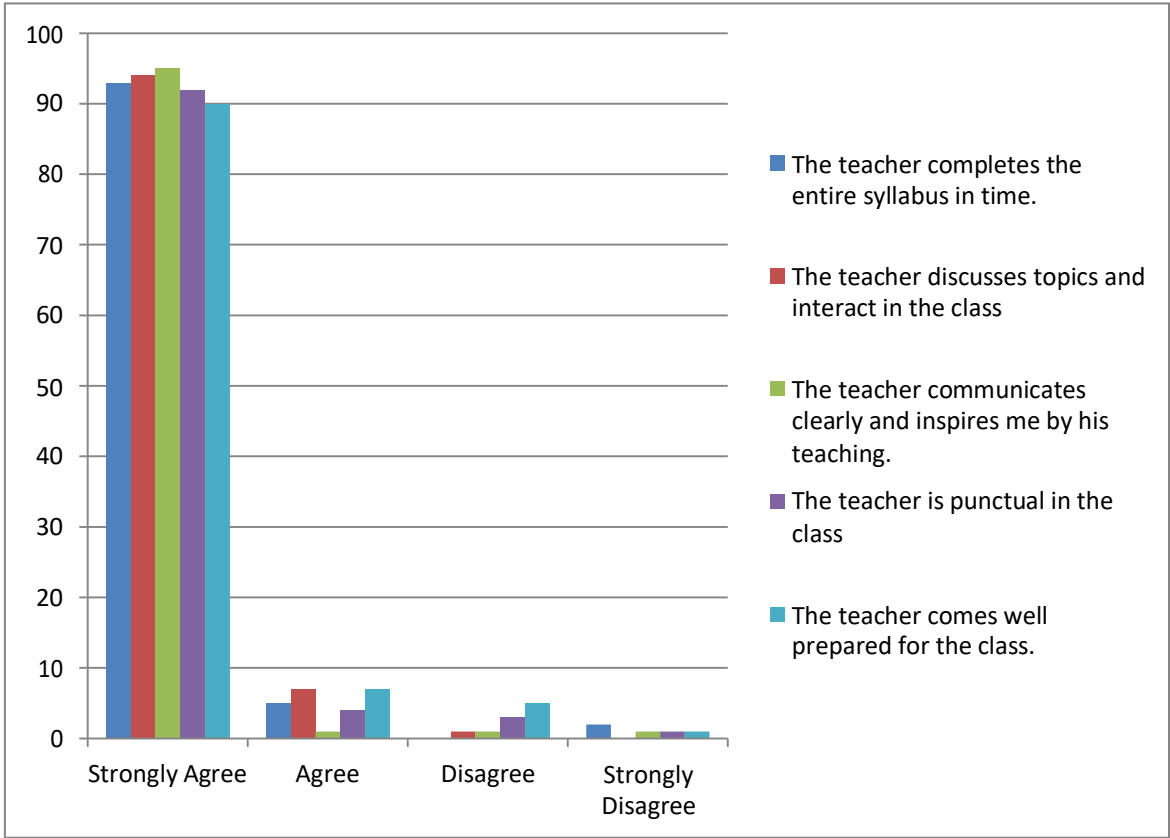
We are collecting feedback from our students personally. We have designed a special feedback form on curriculum development. We are also collecting feedback from students on , Faculty performance and subject review. We started collecting curriculum feedback from Academic Year 2018-2019. The year-wise analysis of student’s feedback on the curriculum is presented below:

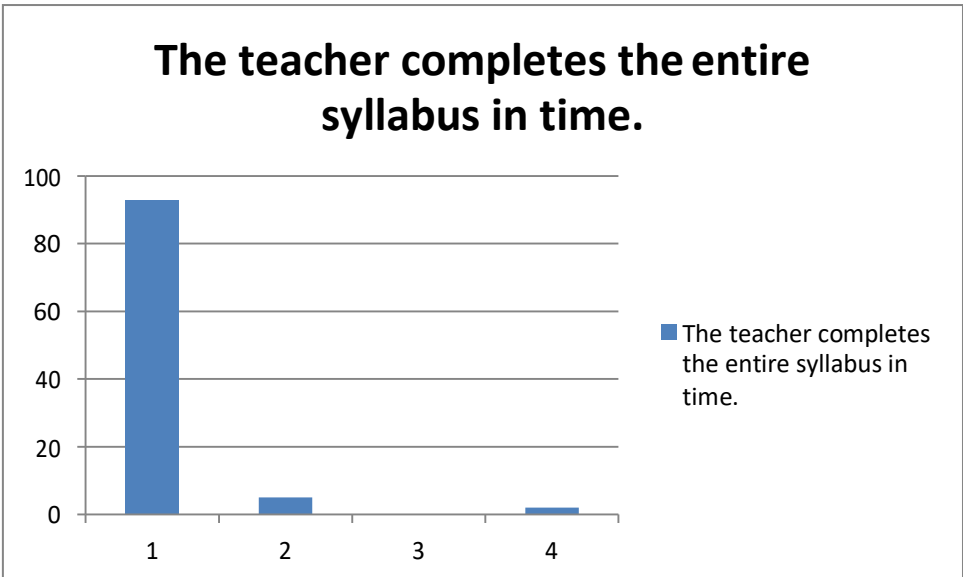
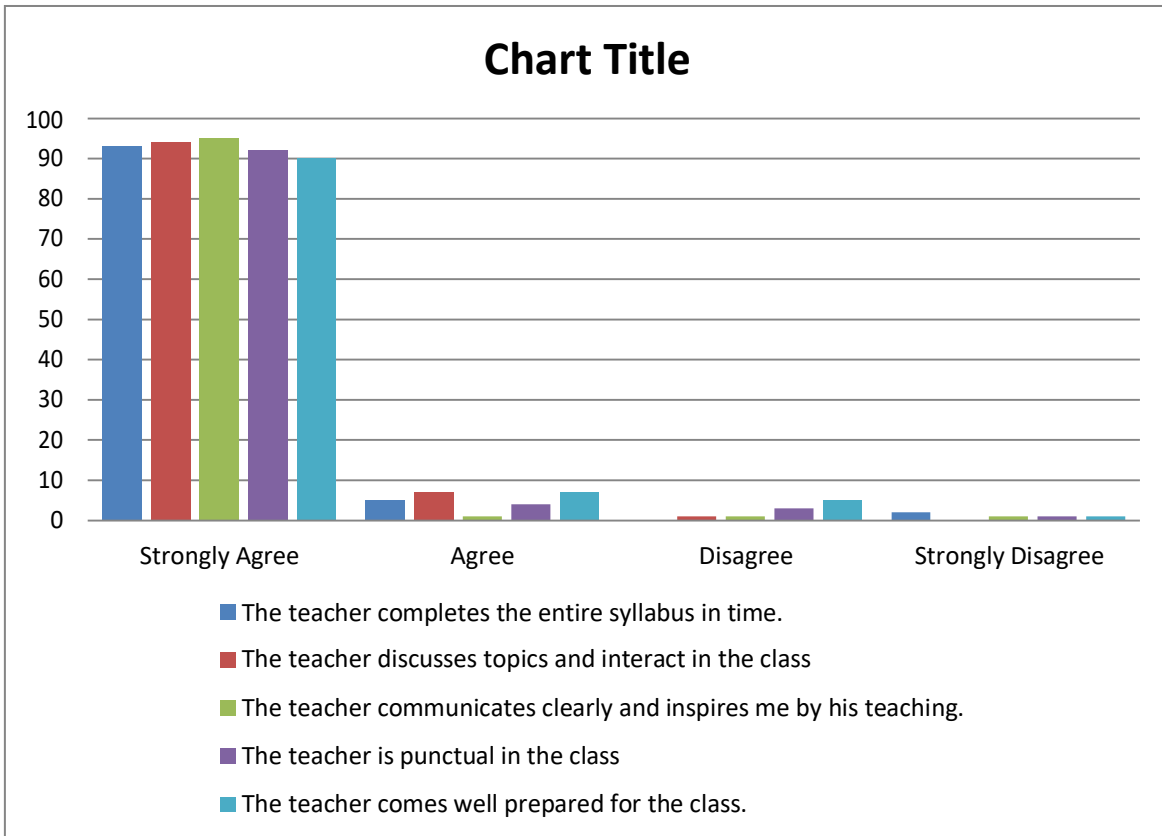
Analysis of feedback:

[1- Strongly Disagree, 2- Disagree, 3- neither agree nor disagree, 4- agree, 5 – strongly agree]

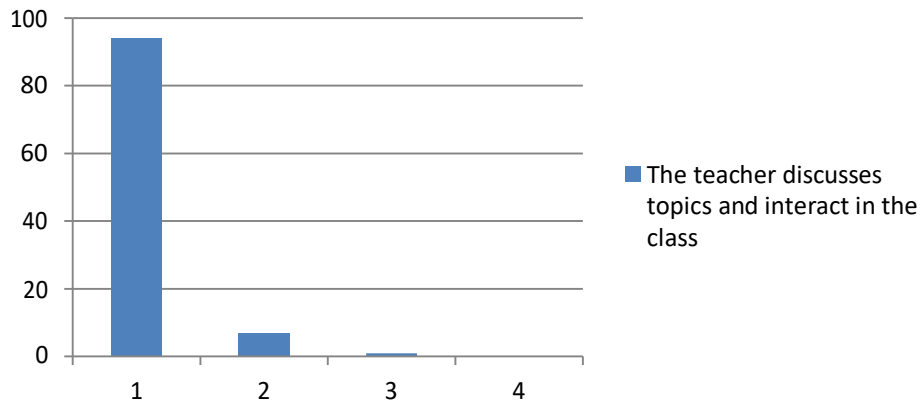
<u>Academic year</u>	<u>Parameters</u>	1	2	3	4	5
2018-2019	1. The teacher completes the entire syllabus in time.	2%	--	---	5%	93%
	2. The teacher discusses topics and interact in the class	---	1%	--	7%	94%
	3. The teacher communicates clearly and inspires me by his teaching.	1%	1%	--	1%	95%
	4. The teacher is punctual in the class.	1%	1%	--	4%	92%
	5. The teacher comes well prepared for the class.	1%	3%		7%	90%
	6. The teacher encourages participation and discussion in class.	3%	5%	---	10%	87%
	7. The teacher uses modern teaching aids, handouts, suitable references, power point presentation, web-resources, etc.	1%	1%	--	3%	85%
	8. The teacher's attitude towards the students is friendly & helpful.	2%	2%		12%	94%
	9. The teacher is available and accessible in the Department	2%	3%		12%	86%
	10. The evaluation process is fair and unbiased.	----	---	--	12%	98%
	11. Regular and timely feedback is given on our performance	2%	2%	---	8%	87%
	12. Periodical assessments are conducted as per schedule.	1%	2%	---	17%	84%
	13. I have learnt and understood the subject materials in this course.	3%	3%	--	14%	83%


PROF. DR. ERNEST DAVID, Ph.D.,
DIRECTOR IQAC
THIRUVALLUVAR UNIVERSITY

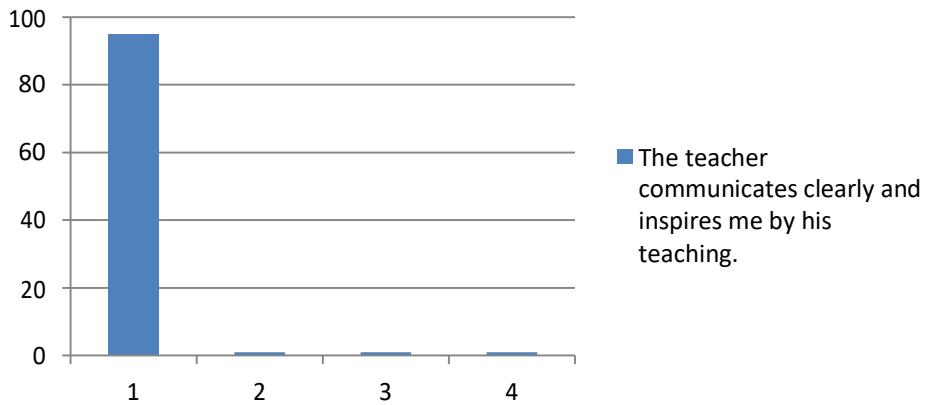




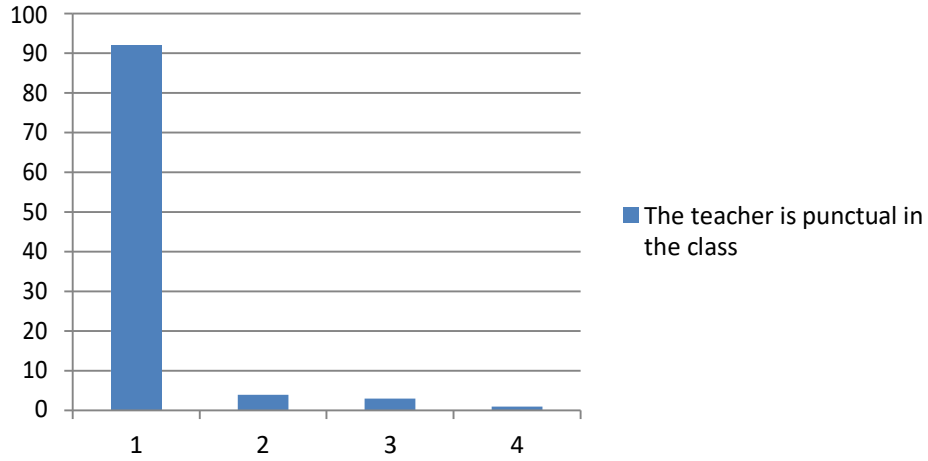
The teacher discusses topics and interact in the class



The teacher communicates clearly and inspires me by his teaching.



The teacher is punctual in the class



The teacher comes well prepared for the class.

